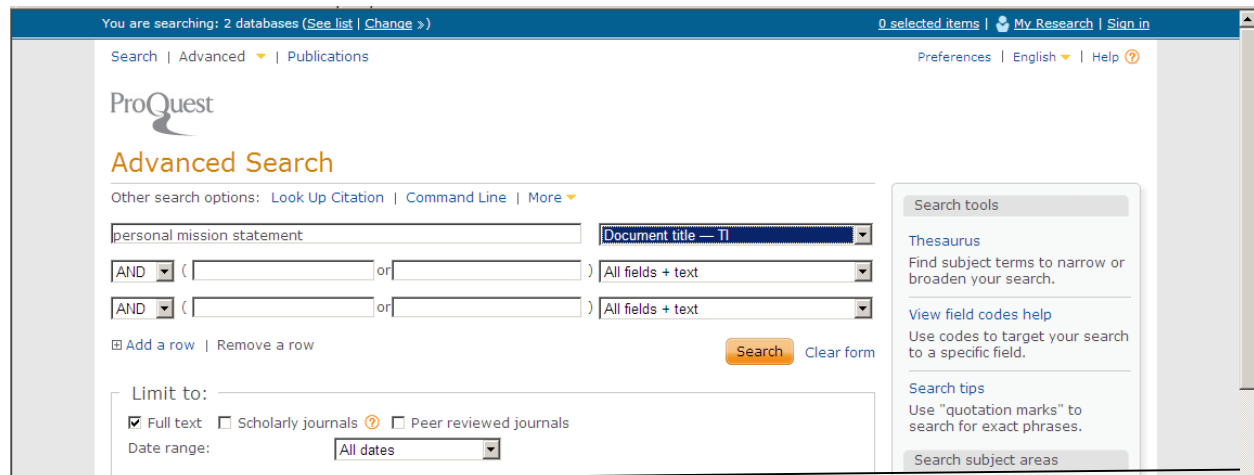


**Books:**

Stephen R. Covey has written books that discuss personal mission statements. For example, check out his books, *First Things First* (BJ 1581.2 .C66 1994) and *Seven Habits of Highly Effective People* (BF637.S8 C68 2004)

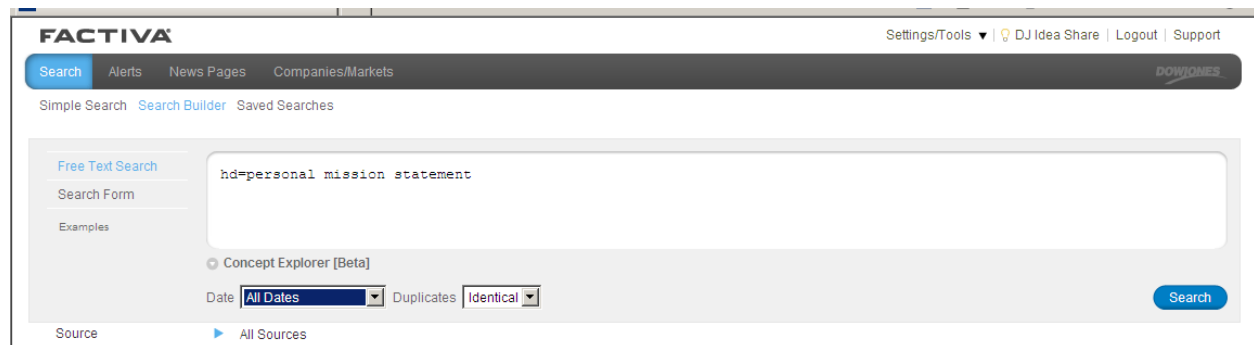
**ProQuest ABI/Inform Database:**

You can also do a search on the ProQuest ABI/Inform Complete database. Click the **Advanced** Search link and enter personal mission statement in the search box and choose Document title – TI from the drop-down menu on the right.



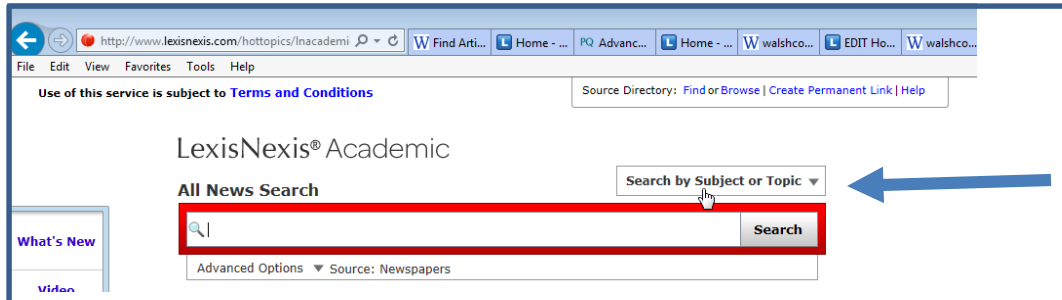
**FACTIVA**

The FACTIVA database is another source you can consult. Click the **Search** tab, then the Search Builder link. Enter hd=personal mission statement in the search box (hd stands for headline). Select all dates.

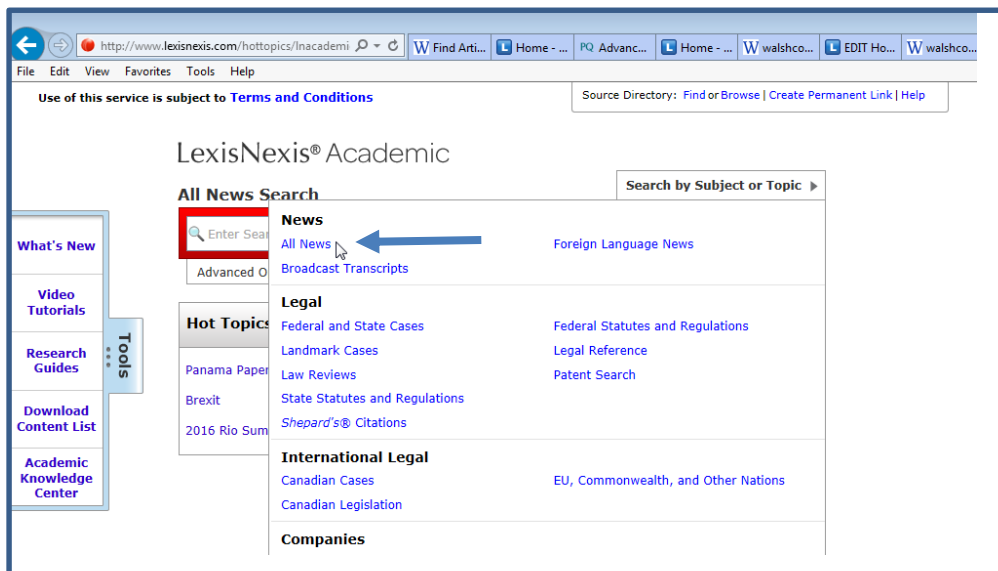


## LexisNexis Academic

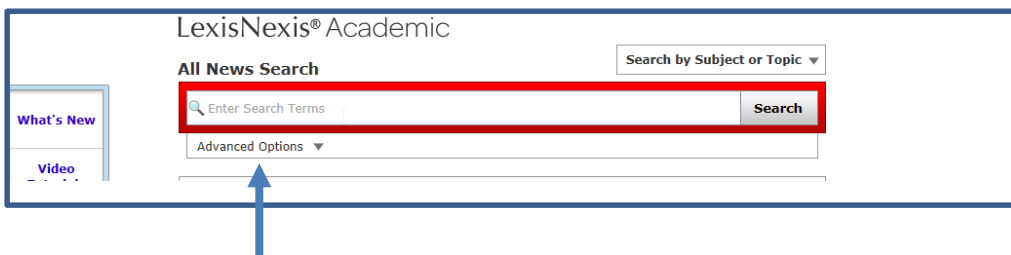
Select **Search by Subject or Topic**:



Select **All News** under the **News** heading.



Select **Advanced options** under the red search box.



Under **Build Your Own Segment Search**, select **HEADLINE** from the drop-down menu. Replace the words, *InsertTermshere*, with **personal mission statement**. You will see HEADLINE(personal mission statement). You can put in a date range, if desired.

Under **Source Type**, you can select any of the entries found there. Click **Apply**.

The screenshot shows the LexisNexis Academic search interface. The main search bar contains the text "HEADLINE(personal mission statement)". Below the search bar, the "Build Your Own Segment Search" section is highlighted with a red box. This section includes a dropdown menu set to "HEADLINE", logical operators "And", "Or", and "And Not", and wildcards "w/5" and "w/p". The search term "HEADLINE(personal mission statement)" is entered in the text field. A blue arrow points to the search term. Below this, the "Source Type" section is visible, with "Newspapers" selected. Other sections include "Date", "Index Terms", and "Geographic Location". A blue arrow points to the "Tools" sidebar on the left.

Returning to the **Search Screen**, you will see your search terms and **the advanced options** you selected, if any.

The screenshot shows the LexisNexis Academic search results screen. The search bar contains the text "HEADLINE(personal mission statement)". Below the search bar, the "Advanced Options" section is visible, with "Source: Newspapers" selected. A blue arrow points to the "Advanced Options" section.

**Google:**

Also try googling "personal mission statement" or "personal code of ethics."