

# Portal login help sheet

## How do I login?

Go to <http://www.walshcollege.edu> and click "Current Students". You will then be prompted to log in. Enter your username, password, and in the Authentication Source field, select "Academic".


## What is my username?

It is the same as your Walsh College e-mail username.

**First initial of your first name + last name** 


**Name: Walter Portal**

**Example username: wportal**

 If you have a common last name your username might include numbers.

Name: John Smith

Example username: *jsmith5867*

 If your name has changed since starting at Walsh, your username will be your original name.

Original name: Mary Street

New name: Mary Johnson

Example username: *mstreet*

 If you started a few years ago, your username may only go up to 8 characters.

Name: John Johnston

Example username: *jjohnsto*

Still having problems?

 Go to <https://webadvisor.walshcollege.edu/>


Click "WebAdvisor for Students"

Click "What's my username?"

Enter your last name and either your Social Security Number or your Student ID number in the spaces provided.

Click "submit"

Your username will be shown on this screen.

 Or have your student ID number handy and contact the helpdesk at 248.823.1350 or [helpdesk@walshcollege.edu](mailto:helpdesk@walshcollege.edu) and mention that you need your username.


## What is my password?

It is the same as your Walsh College e-mail password.

**First initial of your first name + first initial of your last name + last 5 digits of your student ID number** 

**Name: Walter Portal**

**Example password: wp55555**

 If your name has changed since starting at Walsh, your password will include initials from your original name.

Original name: Mary Street

New name: Mary Johnson

Example password: *ms11111*

Still having problems?


 Go to <https://webadvisor.walshcollege.edu/>

Click on "WebAdvisor for Students"


Click on "My profile"

Login with your WebAdvisor username and password.

Your student ID number will be on the third line under "personal information".

 Stop by any campus location with *picture identification* and your student ID number can be given to you in person.

 Check your program sheet. The student ID number is located in the top right hand corner.

 Contact the records & registration office at 248.823.1351 or e-mail at [records@walshcollege.edu](mailto:records@walshcollege.edu) and mention that you need your student ID number. We can mail this to your home address that we have on record.

**Note: We can not release your student ID number by phone, fax, or e-mail.**